


FLAKE ICE MACHINES—SGF SERIES

- Internal and external drum in stainless steel and support frame in hot galvanized steel
- Separated scrapers. No need for calcium chloride addition
- Mechanical speed adjusting system. Let the customer choose the ice flake thickness easily
- Evaporator with separate circuits to reduce ice production according to market requirements
- Integrated water pump
- Water level monitoring safety system in the filling water basin
- Emergency stop system for the scraper
- Support frame easily placed over storage room
- Stainless steel access stair for internal inspection and setup
- Transparent cover internal inspection
- Heated frame to avoid moisture formation
- Working with different gases such as R404a, R22



ACCESS STAIR



VARIABLE SPEED REDUCER GEAR



SEPARATED SCRAPERS


Dimensions: 150 x 200 x 220h cm

Weight: 2200 Kg.

Production capacity: 20 Tons/day

Water inlet temperature: 10 °C

Electric power requirements: 400V-3-N-G, Less than 1 KW




WATER BASIN WITH PUMP

bi freezer



New Technologies in refrigeration

REFRIGERATION UNITS




Frame with compressors and electric switchboard




Electric switchboard

- Designed with Energy saving and performance improvement concepts always in mind, this units are capable to run with about 25% less energy than usual systems
- 3 x 30 Hp each — double stage compressors with automatic intermediate gas temperature regulation (20 tons/day ice production)
- Liquid separator in the suction line with exchanger for heat recover
- Part winding start with discharge bypass valve to reduce peak currents. Useful if driven by generators
- Air condenser, tropicalized and sea corrosion protected, high capacity
- Designed for tropical environments, suitable for temperatures up to 45 °C and unstable electrical power lines
- Pre cooling water chiller (optional) to improve production rate up to 12% more
- Widely dimensioned electric switchboard, ventilated
- Compressors can be excluded to gradually reduce production
- Alarms and functional lights on panel. Easy to operate, no special skills required
- Emergency stops for the scraper on front panel
- Timed Start/Stop cycle for ice production to avoid damages
- If needed, machine can be equipped with various brand compressors (Frascold, Dorin, Bitzer, Carrier)
- Electrical and mechanical standard devices for easy repair and spare parts procurement



Bypass valve on start

Dimensions: 140 x 300 x 190h cm.
Weight: 1300 Kg
Refrigeration capacity: 100 KW @ -30/+50
Electric Power Requirements: 400V-3-N-G, 100 KW
Environment temperature: up to 45 °C
Air Condenser: 4 x 800 mm d. fans, 340 KW
Compressors: 3 x 30 Hp, double stage



Alarm and control pressure switches